

# AMPLIFI™ HD

Faster, Whole-Home Wi-Fi™

AMPLIFI

HD

GAMER'S EDITION

AMPLIFI

HD

GAMER'S EDITION

## GAMER'S EDITION

Optimized for Low Latency Performance

(i+)



(i+)



QUICK START GUIDE

MODEL: AFI-G



# Introduction

Thank you for purchasing the AmpliFi™ HD Gamer's Edition. This Quick Start Guide is designed to guide you through installation and also includes warranty terms.

## Package Contents



AMPLIFI™ Router



AMPLIFI™ MeshPoints (Qty. 2)



Power Adapter



Ethernet Cable

# Hardware Overview

## Router Front



The front of the AmpliFi Router features an adjustable, full-color touchscreen display.



The bottom of the AmpliFi Router features an adjustable LED that is fully lit by default when the Router is configured and ready for use.



The brightness settings of the touchscreen and LED are configurable using the AmpliFi app.

## Router Back



1-4 Four Gigabit Ethernet ports available to connect 10/100/1000 Mbps wired network devices to the internet.



Connects to the broadband modem provided by your ISP (Internet Service Provider).




Reserved for future use.



The *Power Adapter* connects to this port.

# MeshPoint



# Installation

The AmpliFi Router can be installed using one of the following methods:

- AmpliFi app for iPhone®
- AmpliFi app for Android™
- Connecting to the default AmpliFi wireless network (SSID) from a computer or tablet.

## App Users

Download and install the AmpliFi app from the App Store® or Google Play™ Store.



If you are not using the app to install the AmpliFi Router, please skip step 1 and proceed to the following page.

**1** Launch the AmpliFi app.



**iPhone Users:** Ensure that Bluetooth is enabled.  
**Android Users:** Ensure that Wi-Fi is enabled.




2 Power off your broadband modem.




- 3** Connect one end of the *Ethernet Cable* to your broadband modem and the other end to the internet 🌐 port on the AmpliFi Router.



- 4 Connect the *Power Adapter* to the power  port on the AmpliFi Router.



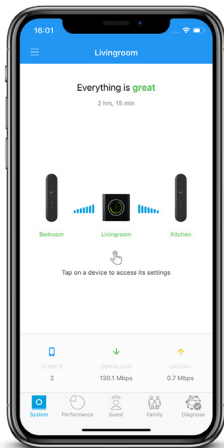
5 Connect the *Power Adapter* to a power outlet.



6 Power on your broadband modem.



## 7 **App Users** Follow the on-screen instructions to configure your AmpliFi Router.



**Non-App Users** Perform the following steps:

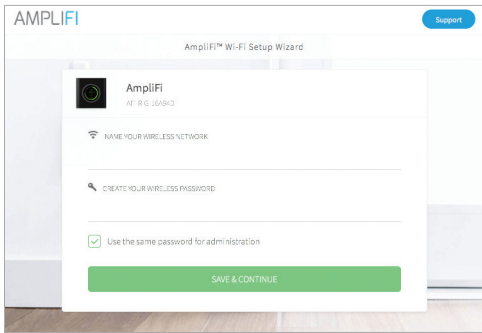
- Tap the touchscreen on the AmpliFi Router.



- Use a computer or tablet to connect to the unique wireless network (SSID) displayed on the screen of your AmpliFi Router.



- Launch a web browser and a portal will appear. Enter a new name for your wireless network and create a wireless password. Click **Save & Continue**.




- Connect to the new wireless network that you've created from your computer or tablet.




## Installing the MeshPoints

For best performance, the MeshPoints should be placed in different directions between the Router and the areas farthest from the Router. Mesh multi-hop should only be used when necessary as performance will degrade with each hop.



Best Performance



Mesh Multi-Hop



MeshPoint installation is optional and may not be necessary in smaller homes.

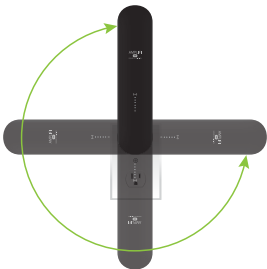
- 1 Plug the MeshPoint into a power outlet.



- 2 After about a minute, LEDs will reflect signal strength once the MeshPoint is connected to the Router.



- 3** The MeshPoint antenna can be adjusted counterclockwise up to  $270^\circ$  to provide optimal signal coverage for your location.



**Tip:** If a MeshPoint is powered on and has been configured with the app but does not appear online, try relocating the MeshPoint closer to the Router.

# App Features

Remote access can be enabled using your Facebook or Google account. To enable remote access, go to the side menu as shown on page 20.



System

The system dashboard provides an overview of the AmpliFi Wi-Fi system including network status, number of connected clients, and active download/upload speeds. Tap devices to display/edit settings.



Performance

Tap **Start Test** on the *Performance* screen to run a speed test that will provide your download speed, upload speed, and connection ping time. Swipe left on the throughput section to view additional data. A history of recent tests is displayed at the bottom.



## Guest

To provide guest access, determine the number of guests, select a time limit for their access, and tap **Start**. Guests simply connect to your wireless network named with the *-guest* label. No password is required. As guests connect, the number of users connected will be displayed in the app. Tap *Stop* at any time to turn off the guest network.



## Family

The Family Profiles feature allows you to create profiles for family members, groups, or areas of your home. Assign devices to the profile, schedule quiet time (when internet is not accessible), and pause the internet at any time.

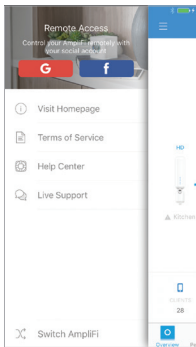


## Diagnose

The *Diagnose* option will check your WAN link, IP settings, internet connection, and MeshPoint status.

## Side Menu - 24/7 Live Chat Support

Tap the ☰ icon in the upper left of the app to access the side menu. Tap **Live Support** for 24/7 live chat support. Remote Access can also be enabled from this menu.



Live chat is also available at **help.amplifi.com** by selecting **Chat with us** in the bottom right.

## Resetting to Factory Defaults

If the AmpliFi Router administration password is lost, factory default settings can be restored. Use an object such as a straightened paper clip or pin to press the *Reset* located on the bottom of the AmpliFi Router for approximately 10 seconds until the LED turns off.



If the AmpliFi Router is reset, all MeshPoints should also be reset using the same method.



Router  
Reset



MeshPoint  
Reset

# System Specifications

Max. TX Power	26 dBm
Radios	6
MIMO Chains	18
Speed	5.25 Gbps
Range	20,000 sq. ft
ESD/EMP Protection	± 24kV Air/Contact
Buttons	Reset
Antennas	(3) Dual-Band Antennas
Display	1.6" (40.6 mm) Diagonal, 240 x 240, 212 ppi, G+F Touch, Full Color
Wi-Fi Standard	802.11ac
Power Save	Supported
Wireless Security	WPA2-PSK AES/TKIP
Operating Temperature	14 to 131° F (-10 to 55° C)
Operating Humidity	5 to 95% Noncondensing
Certifications	FCC / CE / IC

## Supported Data Rates

802.11ac	13 Mbps to 1300 Mbps (MCS0 - MCS9, VHT 20/40/80)
802.11n	6.5 Mbps to 450 Mbps (MCS0 - MCS23, HT 20/40)
802.11a	6, 9, 12, 18, 24, 36, 48, 54 Mbps
802.11b	1, 2, 5.5, 11 Mbps
802.11g	6, 9, 12, 18, 24, 36, 48, 54 Mbps



## Operating Frequency

US/CA	2412 - 2462	
	U-NII-1 5150 - 5250	U-NII-3 5725 - 5850
Worldwide	2412 - 2472 5150 - 5250	

## Limited Warranty

[www.ubnt.com/support/warranty](http://www.ubnt.com/support/warranty)

The limited warranty requires the use of arbitration to resolve disputes on an individual basis, and, where applicable, specify arbitration instead of jury trials or class actions.

## Compliance

### FCC

Changes or modifications not expressly approved by the party responsible for compliance could void the user's authority to operate the equipment.

This device complies with Part 15 of the FCC Rules. Operation is subject to the following two conditions.

- 1 This device may not cause harmful interference, and
- 2 This device must accept any interference received, including interference that may cause undesired operation.

This equipment has been tested and found to comply with the limits for a Class B digital device, pursuant to Part 15 of the FCC Rules. These limits are designed to provide reasonable protection against harmful interference in a residential installation. This equipment generates, uses, and can radiate radio frequency energy and, if not installed and used in accordance with the instructions, may cause harmful interference to radio communications. However, there is no guarantee that interference will not occur in a particular installation. If this equipment does cause harmful interference to radio or television reception, which can be determined by turning the equipment off and on, the user is encouraged to try to correct the interference by one or more of the following measures:

- Reorient or relocate the receiving antenna.
- Increase the separation between the equipment and receiver.
- Connect the equipment into an outlet on a circuit different from that to which the receiver is connected.
- Consult the dealer or an experienced radio/TV technician for help.

The AmpliFi Router and MeshPoints have been approved by FCC under FCC ID: SWX-AFR (for Router); FCC ID: SWX-AFPHD (for MeshPoints).

### CAN ICES-3(B)/NMB-3(B)

This Class B digital apparatus complies with Canadian CAN ICES-003.

To reduce potential radio interference to other users, the antenna type and its gain should be so chosen that the equivalent isotropically radiated power (e.i.r.p.) is not more than that permitted for successful communication.

This device complies with Industry Canada licence-exempt RSS standard(s). Operation is subject to the following two conditions:

- 1 This device may not cause interference, and
- 2 This device must accept any interference, including interference that may cause undesired operation of the device.

The AmpliFi Router and MeshPoints have been approved by Industry Canada under IC: 6545A-AFR (for Router); IC: 6545A-AFPHD (for MeshPoints). The device for the band 5150-5250 MHz is only for indoor usage to reduce potential for harmful interference to co-channel mobile satellite systems.

### CAN ICES-3(B)/NMB-3(B)

Cet appareil numérique de la classe B est conforme à la norme NMB-003 du Canada.

Pour réduire le risque d'interférence aux autres utilisateurs, le type d'antenne et son gain doivent être choisies de façon que la puissance isotrope rayonnée équivalente (PIRE) ne dépasse pas ce qui est nécessaire pour une communication réussie.

Cet appareil est conforme à la norme RSS Industrie Canada exempts de licence norme(s). Son fonctionnement est soumis aux deux conditions suivantes :

- 1 Cet appareil ne peut pas provoquer d'interférences et

2 Cet appareil doit accepter toute interférence, y compris les interférences qui peuvent causer un mauvais fonctionnement du dispositif.

Le AMPLIFI Router et MeshPoints ont été approuvés par Industrie Canada en vertu IC : 6545A-AFR ( pour le routeur ) ; IC : 6545A-AFPHD ( pour MeshPoints ). Les dispositifs fonctionnant dans la bande 5150-5250 MHz sont réservés uniquement pour une utilisation à l'intérieur afin de réduire les risques de brouillage préjudiciable aux systèmes de satellites mobiles utilisant les mêmes canaux.

## RF Exposure Warning

The antennas used for this transmitter must be installed to provide a separation distance of at least 20 cm from all persons and must not be located or operating in conjunction with any other antenna or transmitter.

Les antennes utilisées pour ce transmetteur doivent être installé en considérant une distance de séparation de toute personnes d'au moins 20 cm et ne doivent pas être localisé ou utilisé en conflit avec tout autre antenne ou transmetteur.

## CE Marking

CE marking on this product represents the product is in compliance with all directives that are applicable to it.



## Country List



AT	BE	BG	CY	CZ	DE	DK	EE	EL	ES	FI	FR	HR	HU
IE	IT	LV	LT	LU	MT	NL	PL	PT	RO	SE	SI	SK	UK

BFWA (Broadband Fixed Wireless Access) members noted in blue



**Note:** This device meets Max. TX power limit per ETSI regulations.

The following apply to products that operate in the 5 GHz frequency range:



**Note:** This device is restricted to indoor use only when operating in the 5150 - 5350 MHz frequency range within all member states.



**Note:** All countries listed may operate at 30 dBm. BFWA member states may operate at 36 dBm.



**Note:** Operation in the 5.8 GHz frequency band is prohibited in BFWA member states. Other countries listed may use the 5.8 GHz frequency band.

## RoHS/WEEE Compliance Statement



### English

European Directive 2012/19/EU requires that the equipment bearing this symbol on the product and/or its packaging must not be disposed of with unsorted municipal waste. The symbol indicates that this product should be disposed of separately from regular household waste streams. It is your responsibility to dispose of this and other electric and electronic equipment via designated collection facilities appointed by the government or local authorities. Correct disposal and recycling will help prevent potential negative consequences to the environment and human health. For more detailed information about the disposal of your old equipment, please contact your local authorities, waste disposal service, or the shop where you purchased the product.

### Deutsch

Die Europäische Richtlinie 2012/19/EU verlangt, dass technische Ausrüstung, die direkt am Gerät und/oder an der Verpackung mit diesem Symbol versehen ist, nicht zusammen mit unsortiertem Gemeindeabfall entsorgt werden darf. Das Symbol weist darauf hin, dass das Produkt von regulärem Haushaltsmüll getrennt entsorgt werden sollte. Es liegt in Ihrer Verantwortung, dieses Gerät und andere elektrische und elektronische Geräte über die dafür zuständigen und von der Regierung oder örtlichen Behörden dazu bestimmten Sammelstellen zu entsorgen. Ordnungsgemäßes Entsorgen und Recyceln trägt dazu bei, potentielle negative Folgen für Umwelt und die menschliche Gesundheit zu vermeiden. Wenn Sie weitere

Informationen zur Entsorgung Ihrer Altgeräte benötigen, wenden Sie sich bitte an die örtlichen Behörden oder städtischen Entsorgungsdienste oder an den Händler, bei dem Sie das Produkt erworben haben.

## **Español**

La Directiva 2012/19/EU exige que los equipos que lleven este símbolo en el propio aparato y/o en su embalaje no deben eliminarse junto con otros residuos urbanos no seleccionados. El símbolo indica que el producto en cuestión debe separarse de los residuos domésticos convencionales con vistas a su eliminación. Es responsabilidad suya desechar este y cualesquiera otros aparatos eléctricos y electrónicos a través de los puntos de recogida que ponen a su disposición el gobierno y las autoridades locales. Al desechar y reciclar correctamente estos aparatos estará contribuyendo a evitar posibles consecuencias negativas para el medio ambiente y la salud de las personas. Si desea obtener información más detallada sobre la eliminación segura de su aparato usado, consulte a las autoridades locales, al servicio de recogida y eliminación de residuos de su zona o pregunte en la tienda donde adquirió el producto.

## **Français**

La directive européenne 2012/19/EU exige que l'équipement sur lequel est apposé ce symbole sur le produit et/ou son emballage ne soit pas jeté avec les autres ordures ménagères. Ce symbole indique que le produit doit être éliminé dans un circuit distinct de celui pour les déchets des ménages. Il est de votre responsabilité de jeter ce matériel ainsi que tout autre matériel électrique ou électronique par les moyens de collecte indiqués par le gouvernement et les pouvoirs publics des collectivités territoriales. L'élimination et le recyclage en bonne et due forme ont pour but de lutter contre l'impact néfaste potentiel de ce type de produits sur l'environnement et la santé publique. Pour plus d'informations sur le mode d'élimination de votre ancien équipement, veuillez prendre contact avec les pouvoirs publics locaux, le service de traitement des déchets, ou l'endroit où vous avez acheté le produit.

## **Italiano**

La direttiva europea 2012/19/EU richiede che le apparecchiature contrassegnate con questo simbolo sul prodotto e/o sull'imballaggio non siano smaltite insieme ai rifiuti urbani non differenziati. Il simbolo indica che questo prodotto non deve essere smaltito insieme ai normali rifiuti domestici. È responsabilità del proprietario smaltire sia questi prodotti sia le altre apparecchiature elettriche ed elettroniche mediante le specifiche strutture di raccolta indicate dal governo o dagli enti pubblici locali. Il corretto smaltimento ed il riciclaggio aiuteranno a prevenire conseguenze potenzialmente negative per l'ambiente e per la salute dell'essere umano. Per ricevere informazioni più dettagliate circa lo smaltimento delle vecchie apparecchiature in Vostro possesso, Vi invitiamo a contattare gli enti pubblici di competenza, il servizio di smaltimento rifiuti o il negozio nel quale avete acquistato il prodotto.

# Declaration of Conformity

Български [Bulgarian]	С настоящото UBIQUITI NETWORKS декларира, че този тип радиосъоръжение AFI-R е в съответствие с Директива 2014/53/ЕС. Цялостният текст на ЕС декларацията за съответствие може да се намери на следния интернет адрес: <b><a href="http://www.ubnt.com/compliance">www.ubnt.com/compliance</a></b>
Hrvatski [Croatian]	UBIQUITI NETWORKS ovime izjavljuje da je radijska oprema tipa AFI-R u skladu s Direktivom 2014/53/EU. Cjeloviti tekst EU izjave o sukladnosti dostupan je na sljedećoj internetskoj adresi: <b><a href="http://www.ubnt.com/compliance">www.ubnt.com/compliance</a></b>
Čeština [Czech]	Tímto UBIQUITI NETWORKS prohlašuje, že typ rádiového zařízení AFI-R je v souladu se směrnicí 2014/53/EU. Úplné znění EU prohlášení o shodě je k dispozici na této internetové adrese: <b><a href="http://www.ubnt.com/compliance">www.ubnt.com/compliance</a></b>
Dansk [Danish]	Hermed erklærer UBIQUITI NETWORKS, at radioudstyrstypen AFI-R er i overensstemmelse med direktiv 2014/53/EU. EU-overensstemmelseserklæringens fulde tekst kan findes på følgende internetadresse: <b><a href="http://www.ubnt.com/compliance">www.ubnt.com/compliance</a></b>
Nederlands [Dutch]	Hierbij verklaar ik, UBIQUITI NETWORKS, dat het type radioapparatuur AFI-R conform is met Richtlijn 2014/53/EU. De volledige tekst van de EU-conformiteitsverklaring kan worden geraadpleegd op het volgende internetadres: <b><a href="http://www.ubnt.com/compliance">www.ubnt.com/compliance</a></b>
English	Hereby, UBIQUITI NETWORKS declares that the radio equipment type AFI-R is in compliance with Directive 2014/53/EU. The full text of the EU declaration of conformity is available at the following internet address: <b><a href="http://www.ubnt.com/compliance">www.ubnt.com/compliance</a></b>
Eesti keel [Estonian]	Käesolevaga deklareerib UBIQUITI NETWORKS, et käesolev raadioseadme tüüp AFI-R vastab direktiivi 2014/53/EU eesetele. El i vastavusdeklaratsiooni täielik tekst on kättesaadav järgmisel internetiaadressil: <b><a href="http://www.ubnt.com/compliance">www.ubnt.com/compliance</a></b>
Suomi [Finnish]	UBIQUITI NETWORKS vakuuttaa, että radiolaitetyyppi AFI-R on direktiivin 2014/53/EU mukainen. EU-vaatimustenmukaisuusvakuutuksen täysimittainen teksti on saatavilla seuraavassa internetosoitteessa: <b><a href="http://www.ubnt.com/compliance">www.ubnt.com/compliance</a></b>
Français [French]	Le soussigné, UBIQUITI NETWORKS, déclare que l'équipement radioélectrique du type AFI-R est conforme à la directive 2014/53/UE. Le texte complet de la déclaration UE de conformité est disponible à l'adresse internet suivante: <b><a href="http://www.ubnt.com/compliance">www.ubnt.com/compliance</a></b>
Deutsch [German]	Hiermit erkläre UBIQUITI NETWORKS, dass der Funkanlagentyp AFI-R der Richtlinie 2014/53/EU entspricht. Der vollständige Text der EU-Konformitätserklärung ist unter der folgenden Internetadresse verfügbar: <b><a href="http://www.ubnt.com/compliance">www.ubnt.com/compliance</a></b>

Ελληνικά [Greek]	Δια του παρόντος, UBIQUITI NETWORKS, δηλώνει ότι αυτή η συσκευή AFI-R, είναι σε συμμόρφωση με τις βασικές απαιτήσεις και τις λοιπές σχετικές διατάξεις των οδηγιών 2014/53/ΕΕ. Το πλήρες κείμενο της δήλωσης συμμόρφωσης ΕΕ διατίθεται στην ακόλουθη ιστοσελίδα στο διαδίκτυο: <b><a href="http://www.ubnt.com/compliance">www.ubnt.com/compliance</a></b>
Magyar [Hungarian]	UBIQUITI NETWORKS igazolja, hogy a AFI-R típusú rádióberendezés megfelel a 2014/53/EU irányelvnek. Az EU-megfeleléségi nyilatkozat teljes szövege elérhető a következő internetes címen: <b><a href="http://www.ubnt.com/compliance">www.ubnt.com/compliance</a></b>
Íslenska [Icelandic]	Hér með lýsir UBIQUITI NETWORKS yfir því að AFI-R er í samræmi við grunnkröfur og aðrar kröfur, sem gerðar eru í tilskipun 2014/53/EU. Fullur texti ESB samræmisfyrirlysing er að finna á eftirfarandi netfangi: <b><a href="http://www.ubnt.com/compliance">www.ubnt.com/compliance</a></b>
Italiano [Italian]	Il fabbricante, UBIQUITI NETWORKS, dichiara che il tipo di apparecchiatura radio AFI-R è conforme alla direttiva 2014/53/UE. Il testo completo della dichiarazione di conformità UE è disponibile al seguente indirizzo Internet: <b><a href="http://www.ubnt.com/compliance">www.ubnt.com/compliance</a></b>
Latviešu valoda [Latvian]	Ar šo UBIQUITI NETWORKS deklarē, ka radioiekārta AFI-R atbilst Direktīvai 2014/53/ES. Pilns ES atbilstības deklarācijas teksts ir pieejams šādā interneta vietnē: <b><a href="http://www.ubnt.com/compliance">www.ubnt.com/compliance</a></b>
Lietuvių kalba [Lithuanian]	Aš, UBIQUITI NETWORKS, patvirtinu, kad radijo įrenginių tipas AFI-R atitinka Direktyvą 2014/53/ES. Visas ES atitikties deklaracijos tekstas prieinamas šiuo interneto adresu: <b><a href="http://www.ubnt.com/compliance">www.ubnt.com/compliance</a></b>
Malti [Maltese]	B'dan, UBIQUITI NETWORKS, niddikjara li dan it-tip ta' tagħmir tar-radju AFI-R huwa konformi mad-Direttiva 2014/53/UE. Id-dikjarazzjoni tal-konformità tista' tiġi kkonsultata minn <b><a href="http://www.ubnt.com/compliance">www.ubnt.com/compliance</a></b>
Norsk [Norwegian]	UBIQUITI NETWORKS erklærer herved at utstyret AFI-R er i samsvar med de grunnleggende krav og øvrige relevante krav i direktiv 2014/53/EU. Den fulle teksten til EU-samsvarserklæringen er tilgjengelig på følgende internettadresse: <b><a href="http://www.ubnt.com/compliance">www.ubnt.com/compliance</a></b>
Polski [Polish]	UBIQUITI NETWORKS niniejszym oświadczam, że typ urządzenia radiowego AFI-R jest zgodny z dyrektywą 2014/53/UE. Pełny tekst deklaracji zgodności UE jest dostępny pod następującym adresem internetowym: <b><a href="http://www.ubnt.com/compliance">www.ubnt.com/compliance</a></b>
Português [Portuguese]	O(a) abaixo assinado(a) UBIQUITI NETWORKS declara que o presente tipo de equipamento de rádio AFI-R está em conformidade com a Diretiva 2014/53/UE. O texto integral da declaração de conformidade está disponível no seguinte endereço de Internet: <b><a href="http://www.ubnt.com/compliance">www.ubnt.com/compliance</a></b>
Română [Romanian]	Prin prezenta, UBIQUITI NETWORKS declară că tipul de echipamente radio AFI-R este în conformitate cu Directiva 2014/53/UE. Textul integral al declarației UE de conformitate este disponibil la următoarea adresă internet: <b><a href="http://www.ubnt.com/compliance">www.ubnt.com/compliance</a></b>
Slovenčina [Slovak]	UBIQUITI NETWORKS týmto vyhlasuje, že rádiové zariadenie typu AFI-R je v súlade so smernicou 2014/53/UE. Úplné EÚ vyhlásenie o zhode je k dispozícii na tejto internetovej adrese: <b><a href="http://www.ubnt.com/compliance">www.ubnt.com/compliance</a></b>

Slovenščina [Slovenian]	UBIQUITI NETWORKS potrjuje, da je tip radijske opreme AFI-R skladen z Direktivo 2014/53/EU. Celotno besedilo izjave EU o skladnosti je na voljo na naslednjem spletnem naslovu: <b><a href="http://www.ubnt.com/compliance">www.ubnt.com/compliance</a></b>
Español [Spanish]	Por la presente, UBIQUITI NETWORKS declara que el tipo de equipo radioeléctrico AFI-R es conforme con la Directiva 2014/53/UE. El texto completo de la declaración UE de conformidad está disponible en la dirección Internet siguiente: <b><a href="http://www.ubnt.com/compliance">www.ubnt.com/compliance</a></b>
Svenska [Swedish]	Härmed försäkrar UBIQUITI NETWORKS att denna typ av radioutrustning AFI-R överensstämmer med direktiv 2014/53/EU. Den fullständiga texten till EU-försäkran om överensstämmelse finns på följande webbadress: <b><a href="http://www.ubnt.com/compliance">www.ubnt.com/compliance</a></b>



# Support

Online

[help.amplifi.com](https://help.amplifi.com)

Email

[help@amplifi.com](mailto:help@amplifi.com)



Ubiquiti Networks, Inc.  
685 Third Avenue, 27th Floor  
New York, NY 10017  
USA

©2016-2018 Ubiquiti Networks, Inc. All rights reserved. Ubiquiti, Ubiquiti Networks, the Ubiquiti U logo, ULabs, the ULabs logo, AmpliFi, and Faster, Whole-Home Wi-Fi are trademarks or registered trademarks of Ubiquiti Networks, Inc. in the United States and in other countries. Apple, the Apple logo, and iPhone are trademarks of Apple Inc., registered in the U.S. and other countries. App Store is a service mark of Apple Inc., registered in the U.S. and other countries. Android, Google, Google Play, the Google Play logo and other marks are trademarks of Google Inc. All other trademarks are the property of their respective owners.



L A B S

